



sistema de coberturas

roof system

système de couvertures



SISTEMAS
EURO 2000[®]
PERFIS DE ALUMÍNIO E VIDROS PARA ARQUITECTURA







5

Listagem de perfis

Profile list

Liste des profiles

15

Acessórios

Accessories

Accessoires

21

Pormenores de montagem

Assembly details

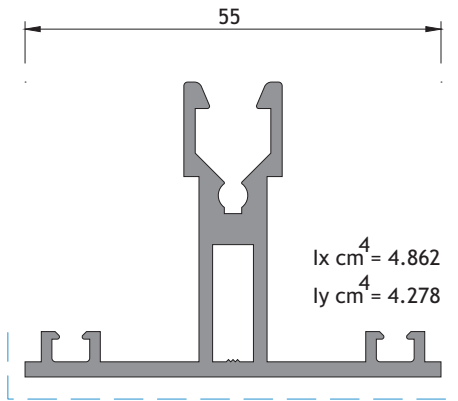
Détails d'assemblage



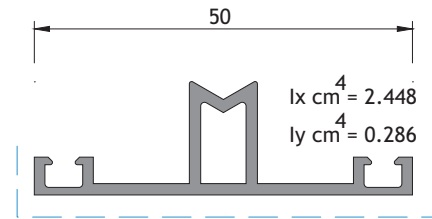
Listagem de perfis

Profile list

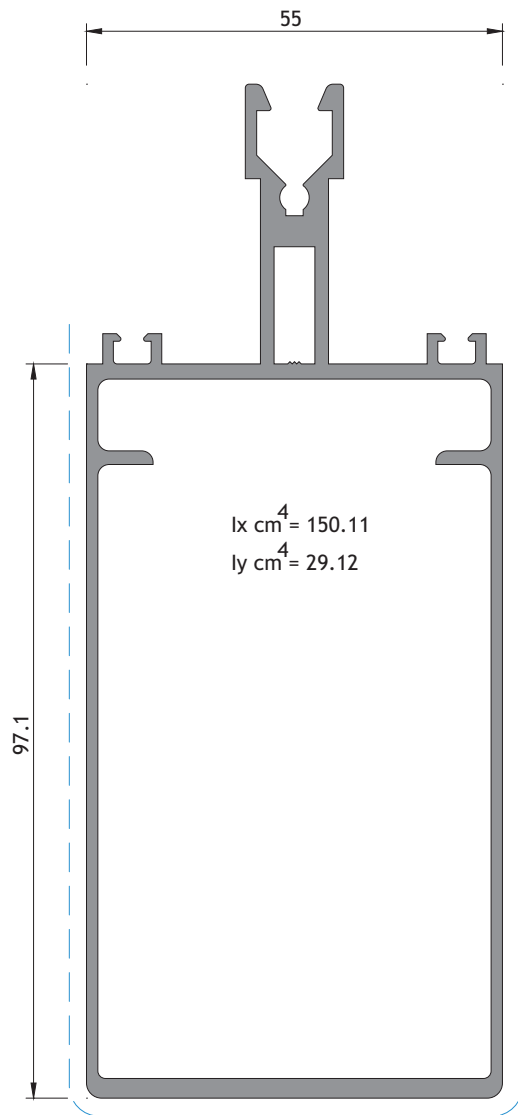
Liste des profiles



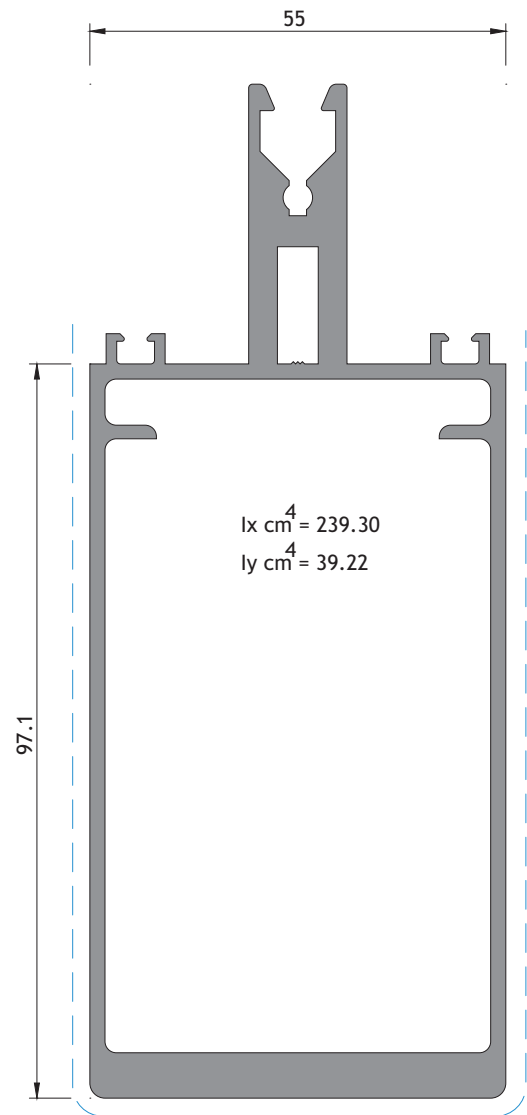
V 02



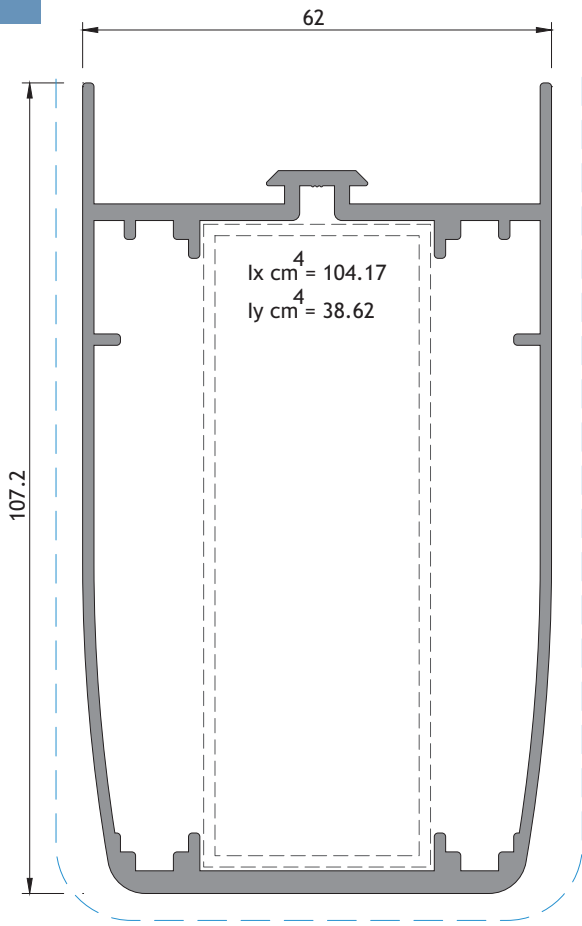
V 03



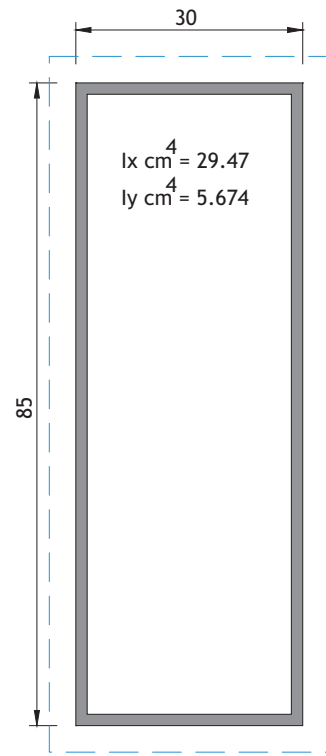
V 01



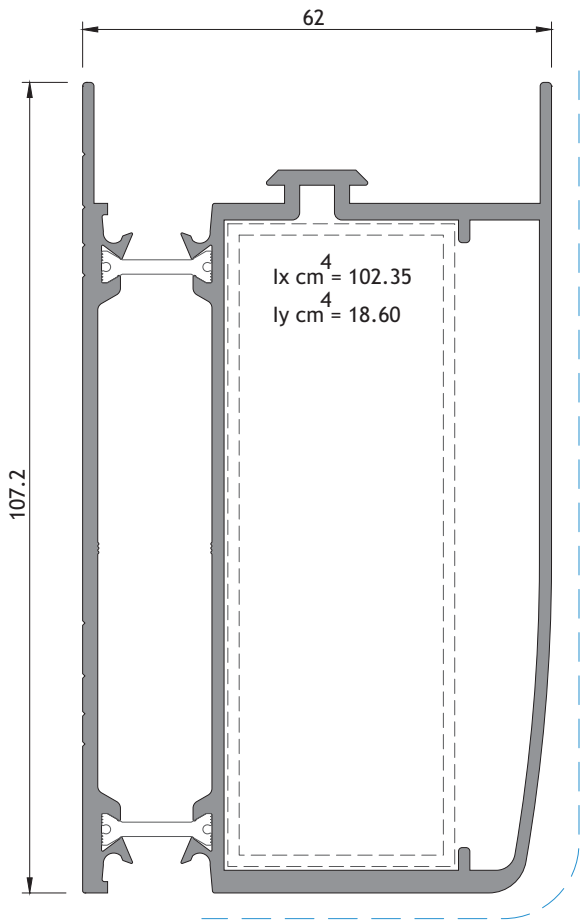
V 24



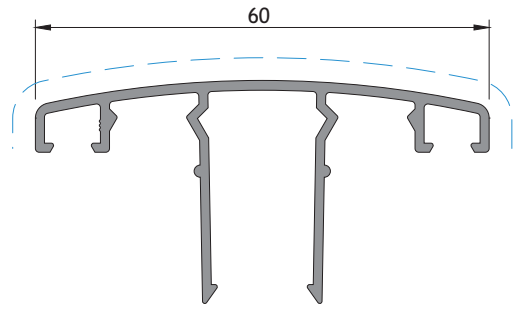
V 21



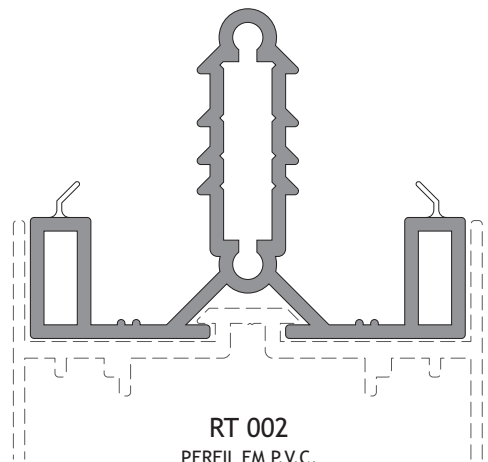
KP 85



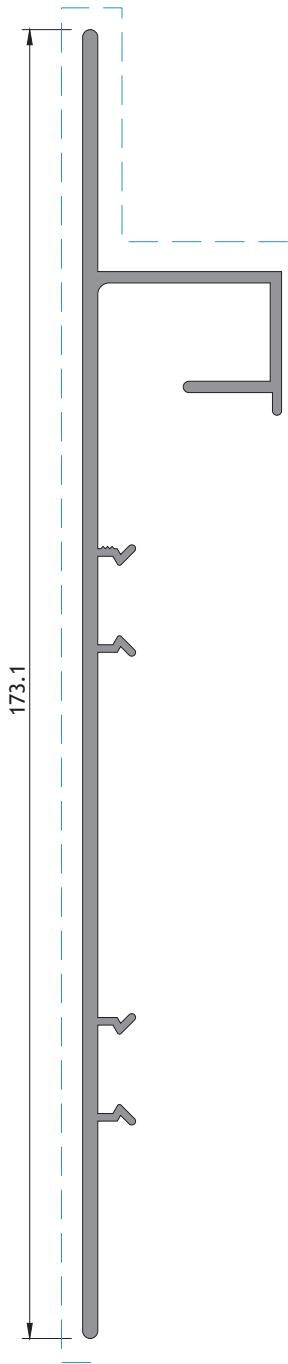
V 25



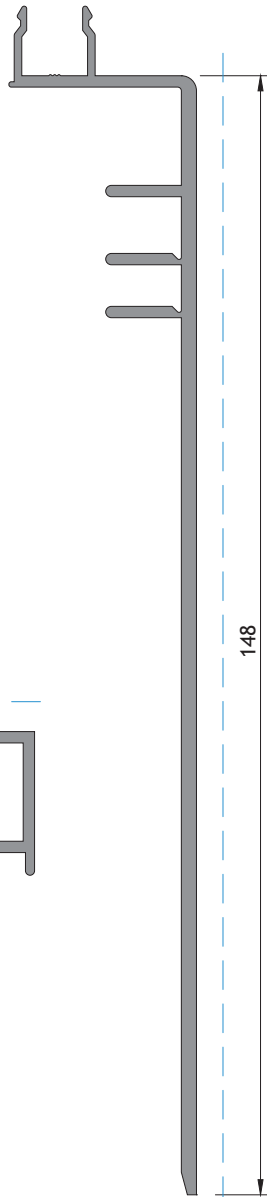
V 22




RT 002
PERFIL EM P.V.C.
P.V.C. PROFILE
PROFIL EN P.V.C.



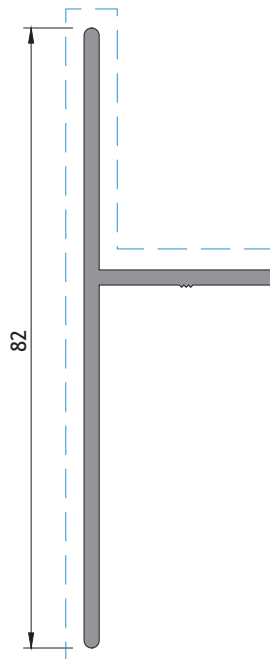
V 18



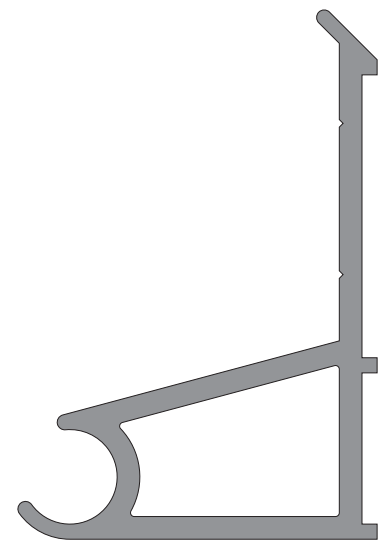
V 23



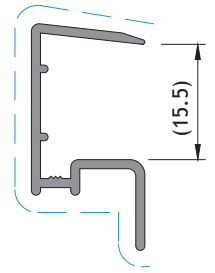
V 29



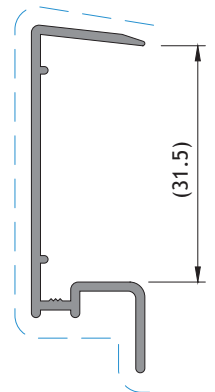
V 19



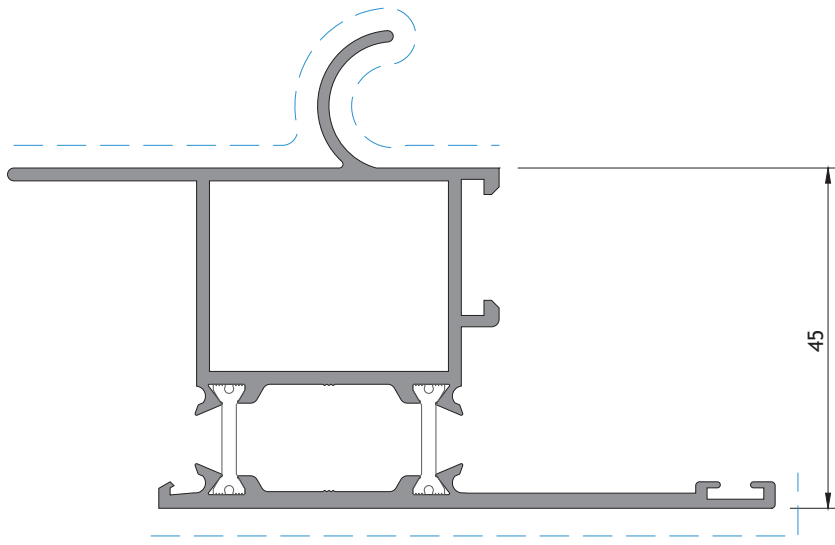
V 28



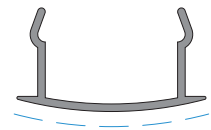
V 14



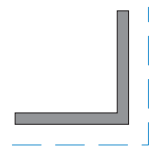
V 15



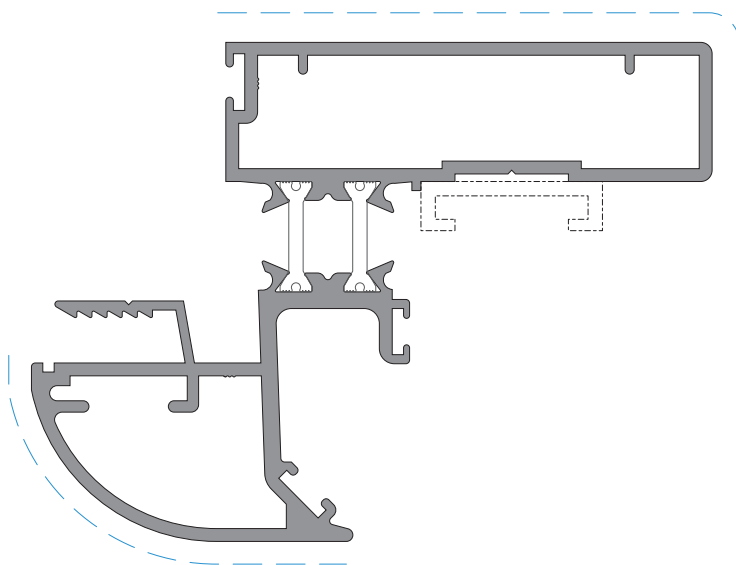
V 34



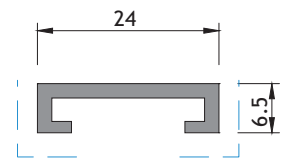
V 20



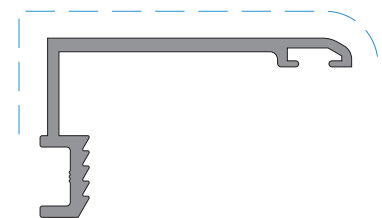
KL 15



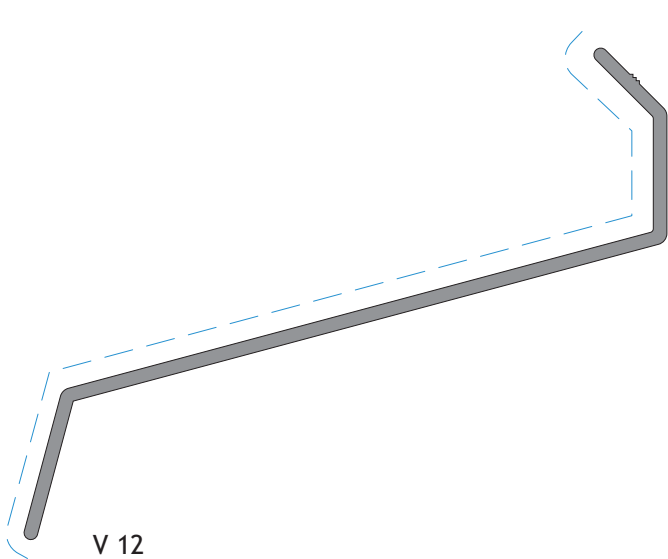
V 35



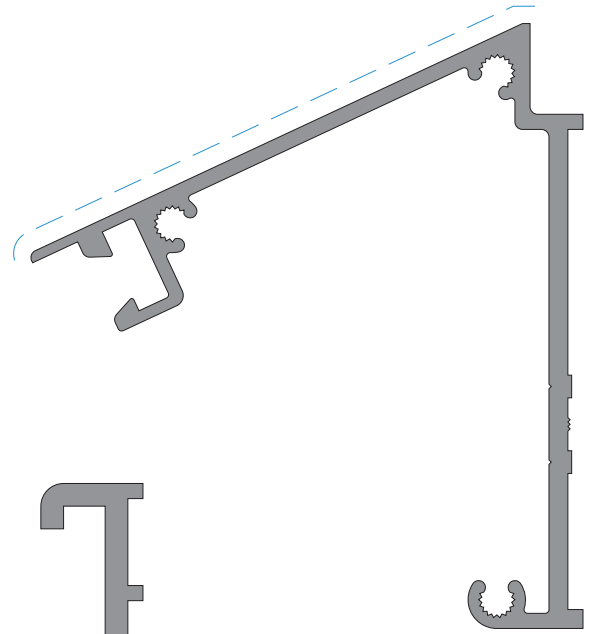
FC 20



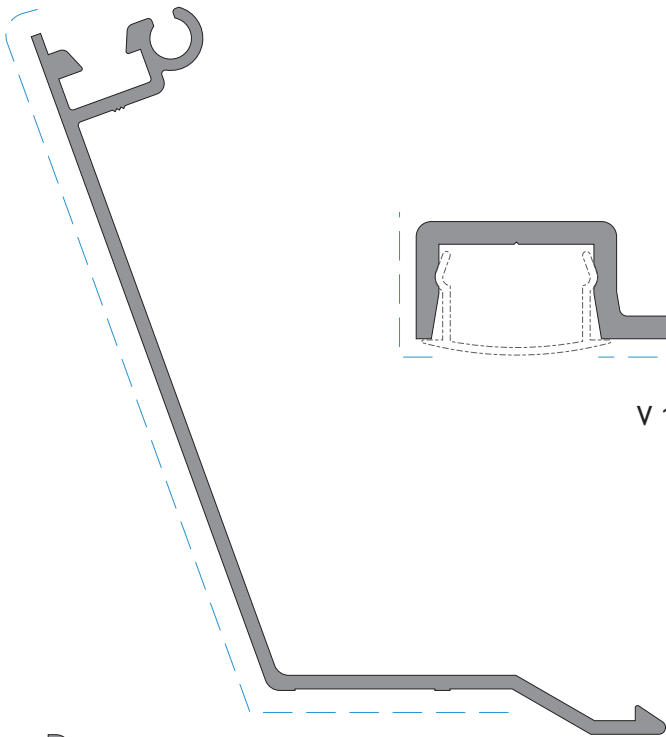
V 36



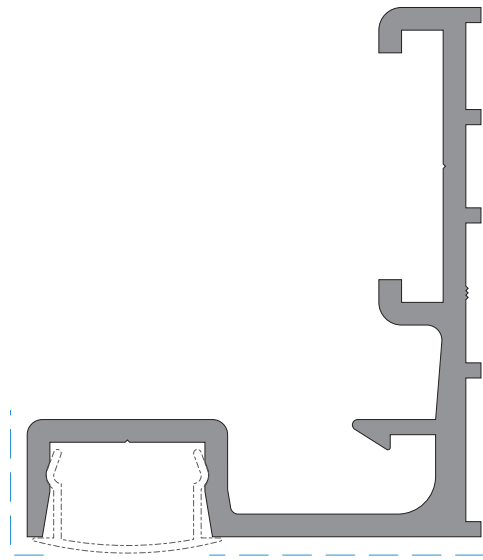
V 12



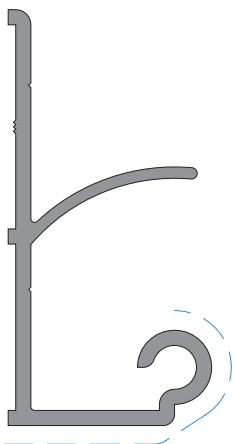
V 07



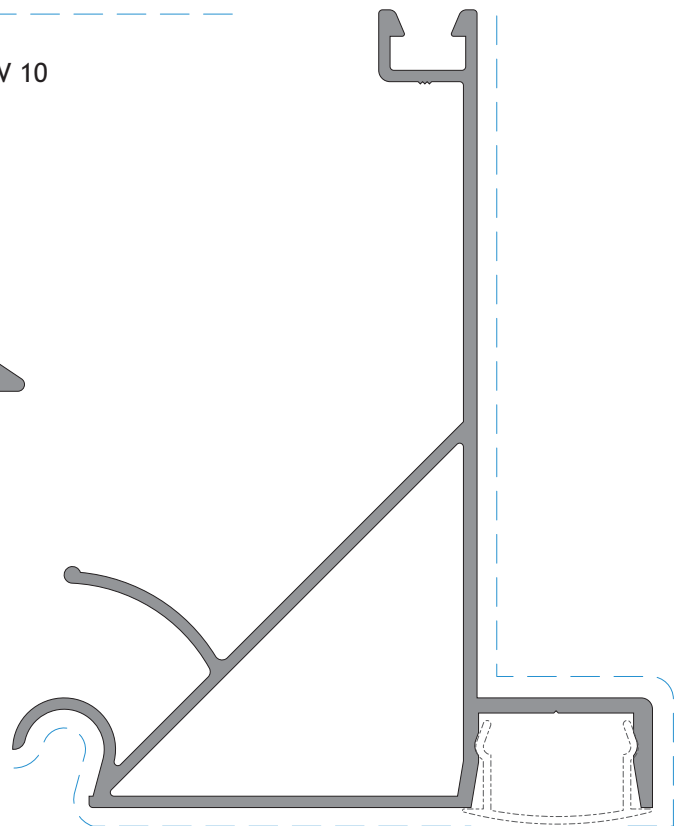
V 11



V 10



V 08



V 09






Acessórios

Accessories

Accessoires

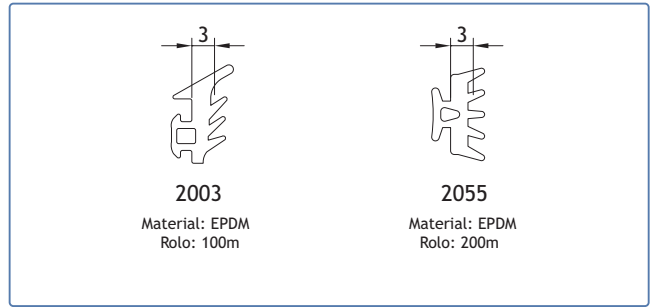






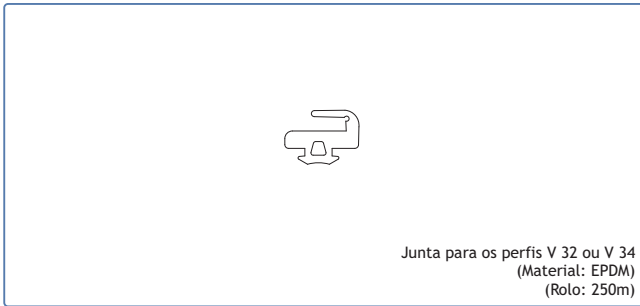
208148

JUNTA DE CUNHA 1015/F Pr




208350
208289

JUNTA DE VEDAÇÃO EXTERIOR 2003
JUNTA DE BATENTE 2055




208114

JUNTA DE BATENTE 2008




208288

JUNTA EXTERIOR 2141



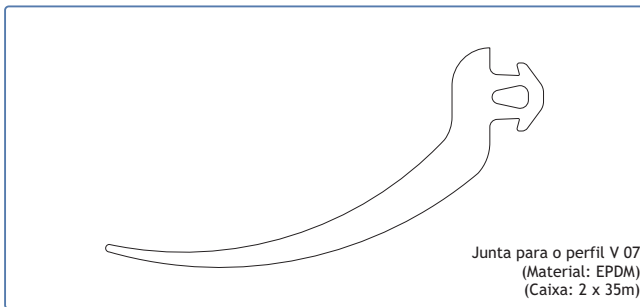
208410

JUNTA TAPA-CANAL 2006



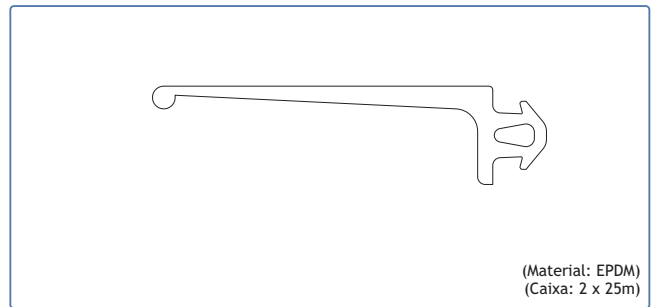
208274

JUNTA DE ESTANQUIDADE 2001



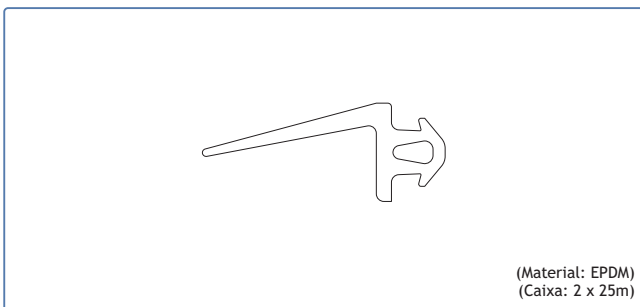
208250

JUNTA DE ESTANQUIDADE 2018




208252

JUNTA DE ESTANQUIDADE 2019



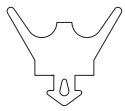
208254

JUNTA DE ESTANQUIDADE 2020

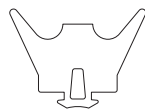


208255

JUNTA DE ESTANQUIDADE 2021




2022
(Material: EPDM)
(Caixa: 5x25m)



2028
(Material: EPDM)
(Rolo: 75m)

208256
208262

JUNTA DE ESTANQUIDADE 2022
JUNTA DE ESTANQUIDADE 2028



(Material: EPDM)
(Comprimento: 6,50m)

208126

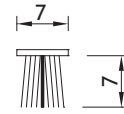
JUNTA DE COBERTURA 2023



Para o perfil V 36
(Material: EPDM)
(Rolo: 200m)

208278

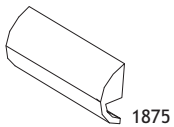
JUNTA DE ESTANQUIDADE 2112



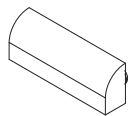
Para o perfil V 35
(Rolo: 500m)

208460

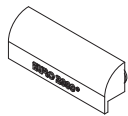
VEDANTE PELÚCIA 7x7 STOP-FIN



1875



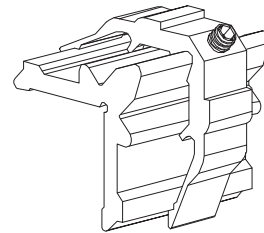
1875.1.x
1875.1.74 - Preto
1875.1.78 - Branco



SOS

210154 GOTEIRA 1875 Br/Pr
210280 GOT. SOS C/VÁLV. Br/Pr

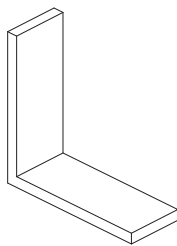
210142 GOT C/ VÁLV 1875.1.74
210144 GOT C/ VÁLV 1875.1.78



Para o perfil V 35
Utilizar o dispositivo para séries para mecanização

204432

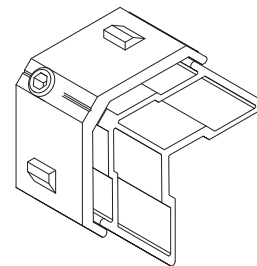
ESQUADRO SA 2000 PEQUENO



Para o perfil V 35

000000

CANTO CR 2005



Para o perfil V 34

204730

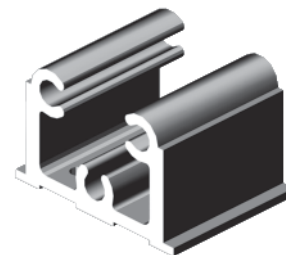
ESQUADRO AT E. GRANDE



Para os perfis V 34 e V 35

202208


DOBRADIÇA MORSA 1121.1



Para união dos montantes

232122


UNIÃO P/TRAVESSAS UT2807



Aplicar no perfil V 16

210230

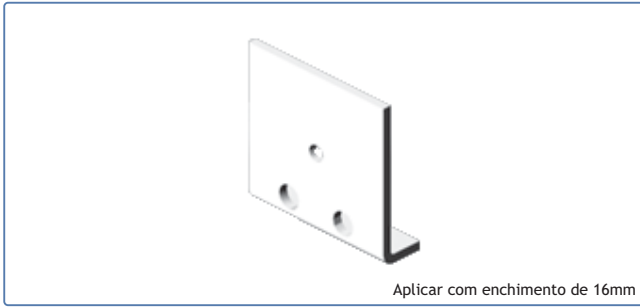
TOPO LATERAL V 16



Aplicar nos perfis V 07 e V 11

210258

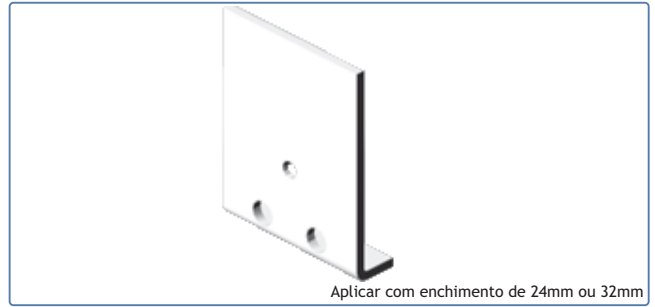
TOPO SUPERIOR V 07/V 11



Aplicar com enchimento de 16mm

210224

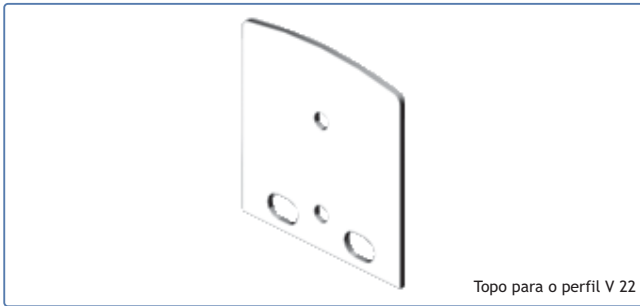
TOPO INFERIOR V 14



Aplicar com enchimento de 24mm ou 32mm

210226


TOPO INFERIOR V 15



Topo para o perfil V 22

210228

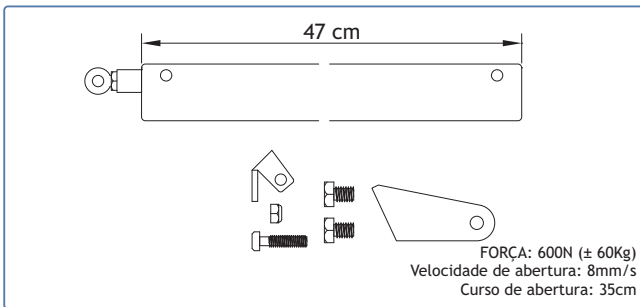
TOPO INFERIOR V 22



FORÇA: 600N (± 60Kg)
Velocidade de abertura: 8mm/s
Aplicar com Cremalheira p/janela proj. 350

213130

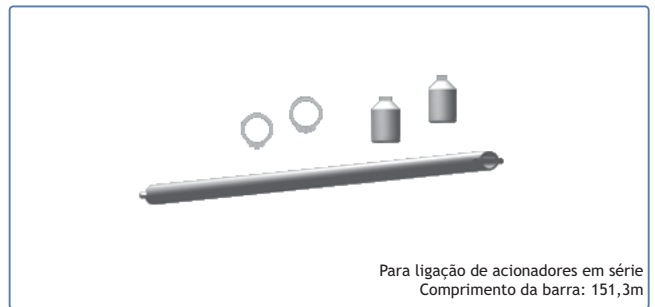
ACIONADOR PARA JANELA PROJETANTE



FORÇA: 600N (± 60Kg)
Velocidade de abertura: 8mm/s
Curso de abertura: 35cm

409001

CREMALHEIRA P/ JANELAS PROJETANTES 350



Para ligação de acionadores em série
Comprimento da barra: 151,3m

215202

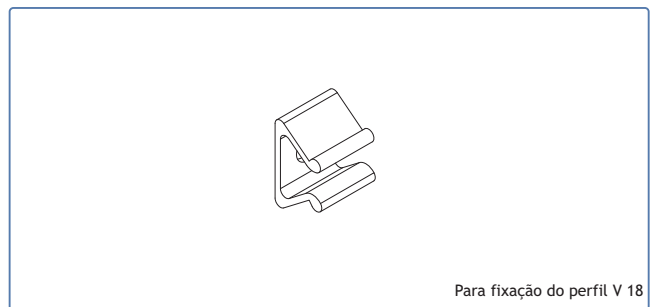
BARRA UNIÃO ACIONADOR P/ JANELA PROJETANTE



Para o perfil KL 15

000000

FITA AUTOCOLANTE



Para fixação do perfil V 18

228181

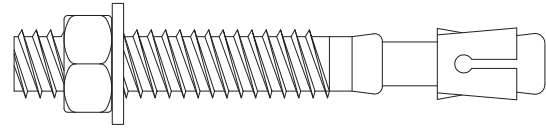
MOLA PARA BITE



Aplicar com o Topo lateral V 16

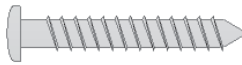
223565

KIT DE JUNTAS V 16



218124


BUCHA SEGM. M8x75 PAR 101 (Inox, Zincada)



Para o perfil FC 01, aplicar para fixação entre lajes

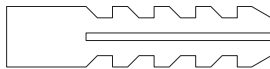
290701
290260

PARAFUSO PK INOX PH 1 1/2x10CQ
PARAFUSO PK INOX PH 1/2x8CQ



PARAFUSO PAR 005 PK 1 3/4x12CQ
PARAFUSO PK INOX PH 7/8x12 CQ (PAR 004)

290264
290226



Aplicar com o fixador 2810

218103

BUCHA NYLON 6mm



Anilha em inox + anilha vulcanizada em borracha

217104

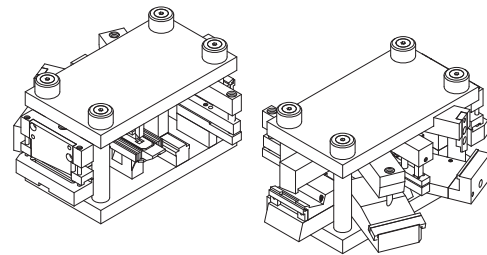
ANILHA COLADA 6.3mm



Para mecanização do perfil V 35

000000

DISPOSITIVO PARA SÉRIES



Para mecanização do perfil V 34

408033

CORTANTE SA 2000 + AT 2100



Limpeza de alumínio lacado ou anodizado
Para preparação das zonas a serem unidas e limpeza final

208704

PRODUTO DE LIMPEZA DE ALUMÍNIO (1L) Transparente



Junta de vedação elástica, resistente aos UV
Impede a corrosão de penetrar pelas zonas cortadas

208019

SELA JUNTAS 150gr. (Cinza)



Pormenores de montagem

Assembly details
Détails d'assemblage



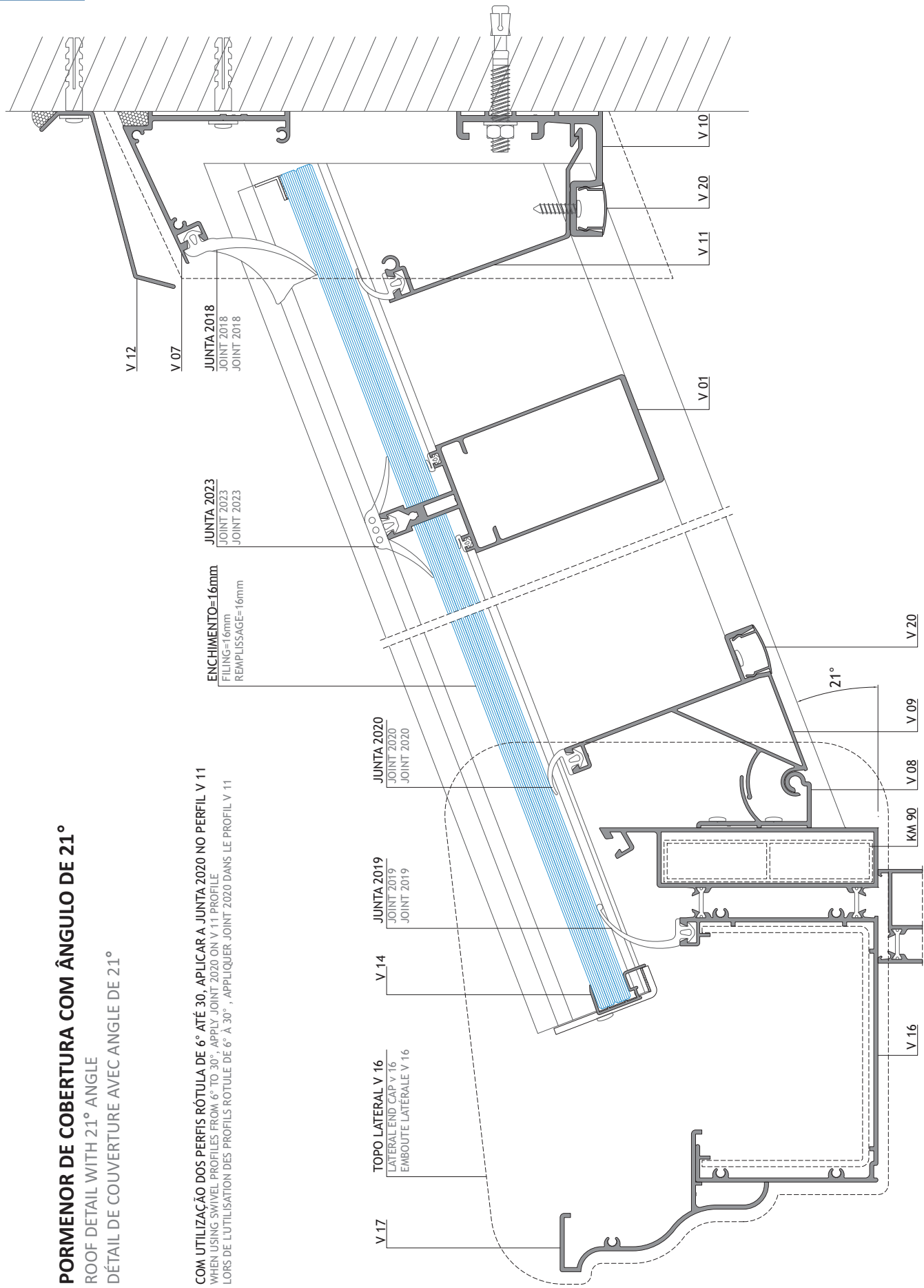
PORMENOR DE COBERTURA COM ÂNGULO DE 21°

ROOF DETAIL WITH 21° ANGLE

DÉTAIL DE COUVERTURE AVEC ANGLE DE 21°

COM UTILIZAÇÃO DOS PERIS RÓTULA DE 6° ATÉ 30°, APLICAR JUNTA 2020 NO PERFIL V 11
 WHEN USING SWIVEL PROFILES FROM 6° TO 30°, APPLY JOINT 2020 ON V 11 PROFILE
 LORS DE L'UTILISATION DES PROFILS RÔTULE DE 6° À 30°, APPLIQUER JOINT 2020 DANS LE PROFIL V 11

ENCHIMENTO=16mm
 FILLING=16mm
 REPLISSAGE=16mm

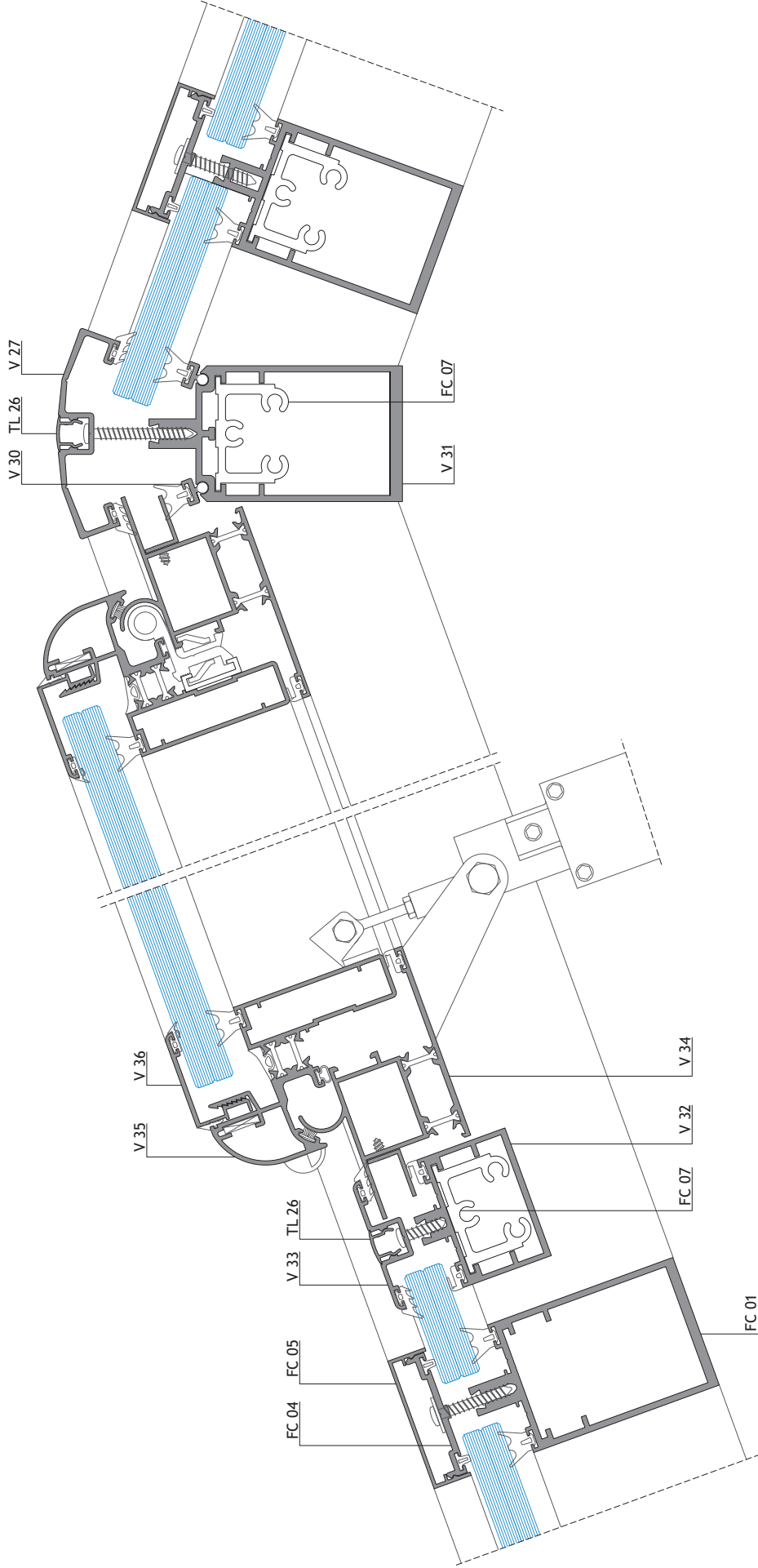


PORMENORES INFORMATIVOS. PARA PROJECTOS ESPECÍFICOS, CONSULTAR O NOSSO DEPARTAMENTO TÉCNICO.
 INFORMATIVE DETAILS. FOR SPECIFIC PROJECTS CONSULT OUR TECHNICAL DEPARTMENT.
 DÉTAILS D'INFORMATION. POUR DES PROJETS SPÉCIFIQUES CONSULTER NOTRE SERVICE TECHNIQUE.

PORMENOR DE COBERTURA DE 2 ÁGUAS COM ÂNGULO DE 21° E JANELA PROJETANTE

2 SLOPS ROOF DETAIL WITH 20° ANGLE AND AWNING WINDOW

DÉTAIL DE COUVERTURE DE 2 PENTES AVEC ANGLE DE 21° ET FENÊTRE À L'ITALIENNE



PORMENORES INFORMATIVOS. PARA PROJECTOS ESPECÍFICOS, CONSULTAR O NOSSO DEPARTAMENTO TÉCNICO.
 INFORMATIVE DETAILS. FOR SPECIFIC PROJECTS CONSULT OUR TECHNICAL DEPARTMENT.
 DÉTAILS D'INFORMATION. POUR DES PROJETS SPÉCIFIQUES CONSULTER NOTRE SERVICE TECHNIQUE.







SISTEMAS
EURO 2000®
PERFIS DE ALUMÍNIO E VIDROS PARA ARQUITECTURA

ALFA SUL

EN Lisboa-Sintra Km 14
2725-397 Mem Martins
T +351 219 265 090 | F +351 219 265 098
E alfa.sul@sosoares.pt

ALULIDER

Pavilhão Industrial H - Plataforma 13D
Zona Franca Industrial
9200-047 Caniçal - Madeira
T +351 291 960 494 | F +351 291 960 497
E alulider@sosoares.pt

METALFER

Travessa do Bolegão, 146
Apartado 1
3754-904 Fermentelos
T +351 234 729 740 | F +351 234 729 741
E metalfer@sosoares.pt

PERFIS OEIRAS

Rua da Colónia - Quinta da Cardosa
Apartado 214 - Abrunheira
2711-952 Sintra
T +351 219 156 660 | F +351 219 156 661
E perfis.oeiras@sosoares.pt

PORTALEX

Estrada de S. Marcos, 23
2735-521 Cacém
T +351 210 412 500 | F +351 210 412 507
E comercial@portalex.eu

SOSOARES

Rua do Campo Alegre, 474
4150-170 Porto
T +351 226 096 709 | F +351 226 005 642
E comercial@sosoares.pt



www.sosoares.pt



www.portalex.eu